

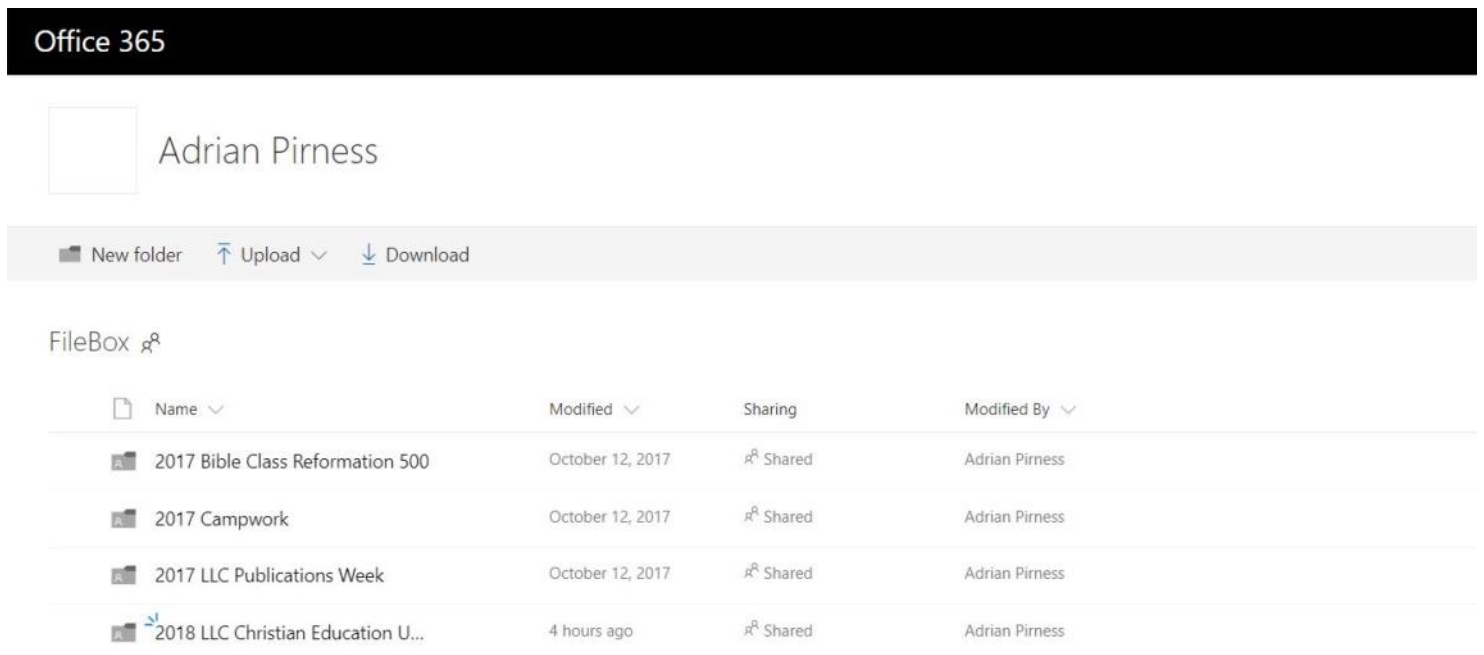
Downloading Files from the LLC Public OneDrive Folder

For assistance, contact Adrian Pirness at apirness@llchurch.org or (763) 479-2422, or (763) 360-0820

Copy this address into the internet browser on your computer; then click on it.

https://llchurch-my.sharepoint.com/personal/apirness_llchurch_org/_layouts/15/guestaccess.aspx?folderid=18a360a7905a54ec38f64619acdc89520&authkey=AQb3Dv3pQBUAj5e0Fx9ibCQ

The following screen should appear:



Office 365

Adrian Pirness

New folder Upload Download

FileBox

Name	Modified	Sharing	Modified By
2017 Bible Class Reformation 500	October 12, 2017	Shared	Adrian Pirness
2017 Campwork	October 12, 2017	Shared	Adrian Pirness
2017 LLC Publications Week	October 12, 2017	Shared	Adrian Pirness
2018 LLC Christian Education U...	4 hours ago	Shared	Adrian Pirness

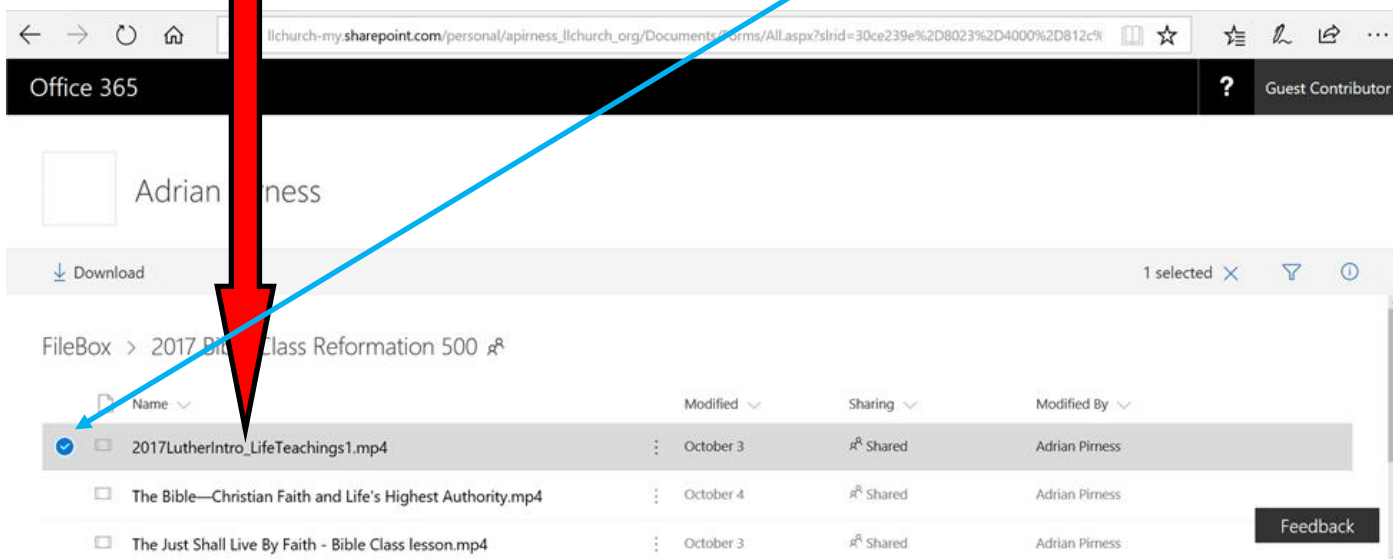
Click on: _____

[Insert folder name before sending]

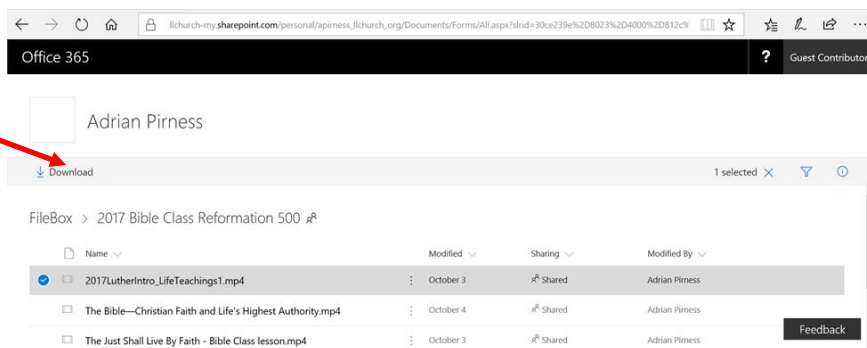
Hover over the title of the file you wish to download,

Note: Files referenced are examples

Then click the box that appears on the left.



Next, Click download



Click "Save" and the file will start to download to the "Downloads" folder on **your computer**.

